

# Individuals That Should Be Known

- [Ken Wheeler](#)
  - [The Missing Secrets Of Magnetism](#)
- [Salim Lemstrom](#)
  - [Electricity In Agriculture and Horticulture](#)
- [Albert Roy Davis & Walter C. Rawls](#)
  - [Magnetism and Its Effects on Living Systems](#)
  - [The Magnetic Blueprint of Life](#)
  - [Patents](#)
- [Dr. Todd Rider \(DRACO\) - Viral Cures](#)
  - [Rider Institute](#)
- [Nikola Tesla](#)
- [Philo Farnsworth](#)
- [Stanley Meyer](#)
  - [United States Patents](#)
  - [European Patents](#)

Ken Wheeler

Ken Wheeler

# The Missing Secrets Of Magnetism

Full Book Link: [Uncovering The Missing Secrets Of Magnetism](#)

Salim Lemstrom

Salim Lemstrom

# Electricity In Agriculture and Horticulture

Full Book Link [Electricity In Agriculture And Horticulture](#)

Albert Roy Davis & Walter C.  
Rawls

# Magnetism and Its Effects on Living Systems

Full Book Link: [Magnetism And Its Effects On The Living System](#)

## **CHAPTER () THE MAGNETIC EXPOSURE OF SEEDS:**

- The seeds treated before planting responded as did the earthworms-larger plants as a result of the seeds' exposure to the S pole and smaller plants as a result of exposure to the N pole of a magnet. The control, untreated, seeds acted as a guide and reference as to the opposite effects that were the results of these experimental magnetic treated seeds' growth and development.
- Exposing the seeds to the magnetic fields of the S pole and the N pole from eight to ten hours, to 80 to 100 to 280 hours, gave a great range of effects. Shorter periods of exposure from one to four hours did not effect the changes as much as the longer time periods.
- Here we found the same reduction in strength and energy when the seeds were exposed to the N pole.
- In these experiments the seeds were placed in small envelopes, the exact size of the pole's diameter, with the seeds lying flat in the envelope. The envelope was taped on the end of that pole of the magnet, marked and so identified. The control envelopes were kept in another room, far removed from any possible effects of the magnet's energies.
- There was found to be marked differences when one group of seeds was treated for seven hours and another of the same kind of seeds for eight hours. Length of exposure is of the utmost importance in treating each type and kind of seeds. Radish seeds were selected for the first group of experiments, round, red types, as radishes germinate and produce a product quicker than other types of seeds that produce plant and vegetable products.
- At various stages of germination, growth and development, laboratory conditions as to atmospheric and other environmental controls were carefully watched to insure an accurate result that could be reproducible subject to certain planned and controlled experiments.
- Laboratory analysis revealed the following. When exposed to the S pole energies the seed plant development to the end product, vegetable, fruit, root plants such as sugar beets, and all others planted, checked, replanted and harvested many times indicated that the plants produced remarkable results from the positive energies exposure of the seeds. The S pole energies tended to show rise in temperatures. Oxygen was liberated at over normal

amounts. Intake of carbon dioxide was increased. Acceptance of organic matter, fertilizers, was increased and root products were greater. The length and size of roots were longer, having also a wide range in growth under the earth, and cycles where growth was speeded then slowed, unlike other untreated plants used as controls of the same types and kinds.

- The opposite results occurred when the N pole energies were used to treat the seeds. This presented stunted growth patterns, products less than normal in all activities in opposition to the effects of the S pole energies.
- Therefore, we have two types of energy-one that arrests life, growth and/or development, and one that increases life, growth and development.
- The S pole or positive energies effects on the seeds show there are advanced and quite noticeable cycles to the growth and development of the plants. On planting there is a rapid germination period, then a period of rest where no development is indicated. On checking the root development there is a marked rise in root production. The top or surface development of the plants slows, then speeds up in very remarkable advance stages, not at all like seeds not treated or during their alternate periods of cycles in their development. Here we find another change over the norm of plant growth and development.
- The outstanding fact in research of tomatoes indicates that we could produce a tomato with less acid which as a result could be eaten by the many people who cannot eat usual tomatoes due to their high acid content. This lower acid effect is not due to the lowering of the other vital chemical contents of the tomatoes but is a result of a genetic change of the biochemical development of the tomatoes themselves. The experiments mentioned above were again obtained with the use of the S pole positive electronic energies only.
- The S pole magnetic energies when used to radiate the tomato seeds produced tomatoes with even higher acid content than the untreated or control tomatoes. The use of the N pole to the tomato seeds prior to planting results in a less acid tomato. The resultant effects of the seeds in a number of cases reverse the effects one may expect as a result after radiation of either energies as to plant content, the biochemical constants.

## **CHAPTER () TRUE NATURE OF MAGNETIC FIELDS:**

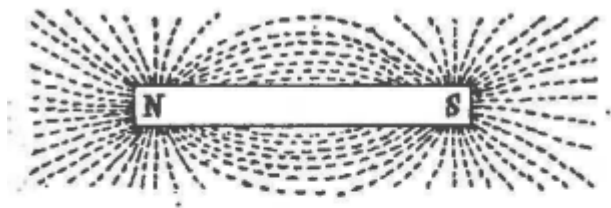
- The vortex (circles) of magnet energies travel in both directions, S to N and N to S.
- Therefore, no measurable amount of magnetism exists at the direct center of the magnet. This experiment will apply to all magnets in principle. In fact, the magnetic vortex (cables of circular energies) when leaving the S pole of the magnet travels to the center of the magnet and changes its degree of rotation by 180 degrees, then spinning in the opposite direction, continues on to reenter the magnet at the N pole. When the energy leaves the S pole of the magnet its vortex is spinning to the right. On reaching the center of the magnet the energy changes from positive to negative by a phase change of 180 degrees. Then, at this point, the vortex is spinning to the left. The left-hand spin is negative in energy to the right-hand spin which is positive. The lines of force are then divided into two



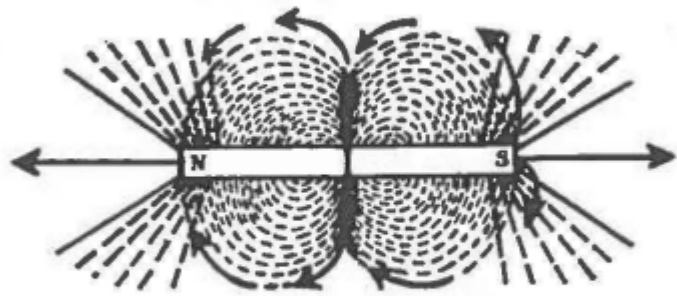
different pole energies, north being negative in respect to the south being positive in electrical biological and potential force effects."

- However, electromagnets differ greatly from the solid state magnets, metal magnets or composition magnets in that they have a different effect, as has been shown in many research applications using both types of the same power in gauss units of magnetic energy.

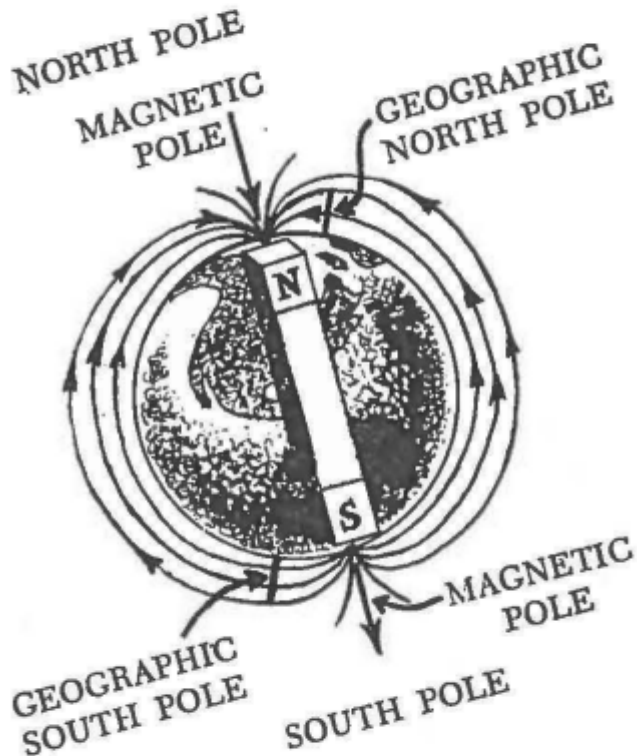
### —THE OLD CONCEPTS—



### —THE NEW CONCEPTS—

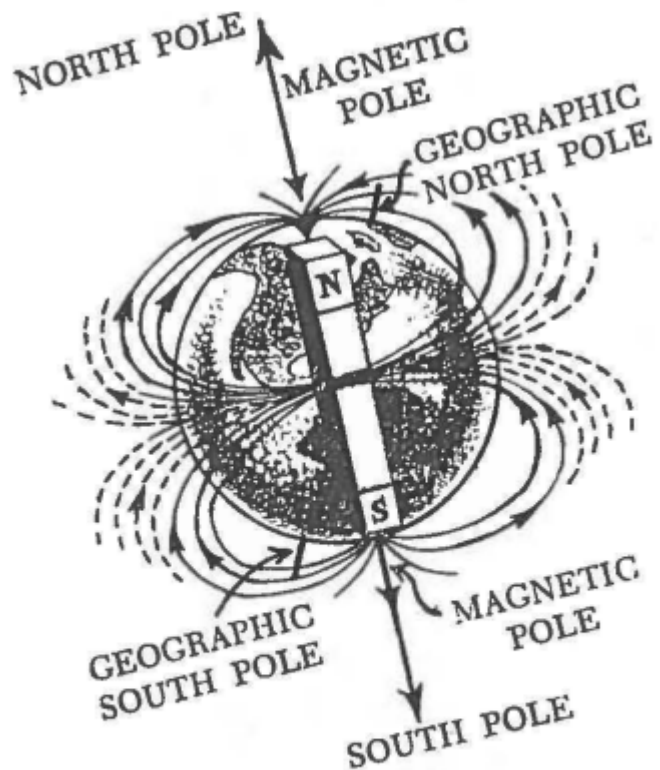


### —THE OLD—



The Old Concepts of the Laws of Magnetism

### —THE NEW—

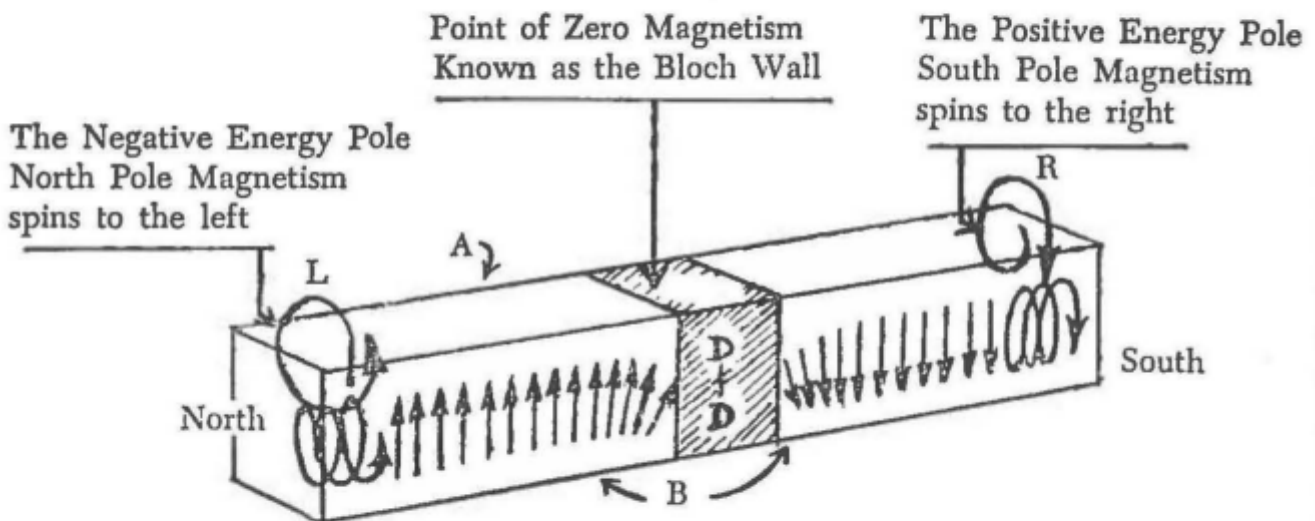


The New Concepts of the Laws of Magnetism

On page 22 (below picture) we present the updated concepts from our findings, initially made in 1936 as to the division of the two poles' energies, each separated one from the other and each having a different potential, value, in electronic

magnetic currents. The south ( S ) pole is positive in respect to the north ( N ) pole, which is negative. Referring to page 22 you will see that in the use of a straight bar or long cylinder magnet, the two poles can be used each separated one from the other, and only the pole you wish to work with is then applied for exposure of any system you may wish to apply it to. The conventional horseshoe magnet is not suitable for use in the application of only the one pole's energies as the poles of the horseshoe magnet are too close together to allow isolation to the degree we can have, by the use of the straight type of magnet.

The drawing shows a bar magnet having the conventional two poles. In the direct center of the magnet is the Bloch Wall, or the point of division of the circling vortex (spin) of electronic magnetic energies. The small arrows shown on the bar magnet indicate the direction of the spin of each pole's energies. The center of the magnet shows the phase change of the spins.



The north pole or negative spin is counterclockwise, or to the left. The south pole or positive spin is clockwise, or to the right. With the use of a straight bar or cylinder magnet we may then have access to the two separate forms of energy for our application of just that energy form and/or type. The illustration and discussion on this page is an outline of our initial 1936 discovery.

## THE CABLE EFFECT:

- Another finding is actually seeing in part that energy that is transmitted from the poles of a magnet. It is possible to obtain photographic pictorial outlines that allow us to see the magnet's energies as they in turn affect the scanned 400 apx lines of electron sweep appearing on the internal face of a color dot cathode ray tube.
- Bringing one end of a magnet to and against the exterior glass surface acts to cause the energies from the magnet to displace the horizontal scan and vertical scan lines on the tube's surface.
- These cables are several thousandths of an inch in diameter at the very end of the magnet pole.

- The spin effect is also noticeable by a pull, an electronic vortex twist, that appears on the screen at the outside edge of each cable and/or the roster. The horizontal scanning lines that appear on the color dot cathode ray screen are pulled in the direction of the magnet's energy electron spin. The N pole acts to present a left-hand spin in relation to the pole position and that of its directed position to the screen's surface. The S pole then acts on applications to the surface of the tube to present a righthand spin.

# The Magnetic Blueprint of Life

Full Book Link: [The Magnetic Blueprint Of Life](#)

## NORTH POLE OF THE N-1 MAGNET:

Some of the findings from forty years of well-documented research into magnetic effects on biological systems using the North pole of the N-1 magnet are:

- Against the skin of animals suffering pain, the threshold of the pain level is reduced and, unless a condition such as broken bones or physical damage is acting to continue inflaming nerves, pain will be arrested in nearly all cases to a practically nonexistent level. The authors have themselves used this application successfully many times, as hundreds of researchers have informed us they have accomplished. The application is thirty to forty minutes twice a day, or once a day if the pain is not too severe. Pain and existing swellings show a marked decrease. When nerves in a part of the body or on the inner surface of the body become inflamed or swollen, pressure has been exerted on nerve endings, sending electrical pain impulses to the brain. These electrical signals to the brain are translated into pain impulses you feel, sense, and experience. Pain can also be caused by infection or by the problem of calcium forming in or around joints. The removal of a pain condition is to remove the cause of the pain, the pressure, the inflamed or swelling area, the infection or disease.
- The North pole of the N-1 has shown remarkable results in giving relief from and in arresting arthritis in animals. The North pole energy acts to encourage the dissolving of hard calciums in and around joints.
- The N-1 negative energy attracts body fluids, including white and red blood cells. The biological system has the ability to heal itself, if it has the strength and necessary biochemistry to aid the injured part of the system, and to attract needed defense fluids, such as white blood cells, to an injured part, aiding the ability to self-heal. White blood cells are the soldiers which the system's defense mechanism summons to a troubled area. White blood cells can consume invading germs, bacteria, and viruses. They simply march to the attack and start to consume the germs of similar invaders. Through the system's built-in toxin removal nature, these white cells are cleansed and returned to duty, although casualties result. and many white cells die. New replacements arrive to continue the battle. If the white cell army cannot defeat the invader, the

diseased or affected part usually decomposing is removed surgically.

- North pole energy supplies an energy similar to negative biological voltage of the biological system. We have noted, measured, and recorded the fact that when a bone is broken, there is a sharp rise in the negative biological voltage at the point of the break or fracture. The system's defense and repair system rushes additional negative healing voltage to the area. Negative voltage, when externally applied to a damaged area, such as the low voltage from a small one-cell flashlight battery with a means of controlling the battery current) will act to relieve pain and speed up the fracture repair.

All our research, without exception, indicates the need for negative energy as support to all healing processes undertaken by the biological system. We believe this to be a law of Nature for all biological systems, which should be accepted for the survival of our civilization. The North pole of a magnet, as the authors have identified the North pole, acts to provide a form of negative energy to a needed area assisting the stimulation of the system's own negative energy necessary to combat all disorders, and the system automatically removes this increased supply of negative energy internally when the job of healing has been accomplished.

- The N-1 North pole negative magnetic energy acts to compress versus expand, to attract versus disperse. Where you place the North pole energy to a system, fluids, gases, air, and water will be drawn to that location. This is especially important in drawing water away from joints or other body locations. For example, in an animal's body, note where the water is you wish to move or direct from one location to another. Placing the N-1 North pole above or below the noted location thirty to forty-five minutes, you will find the next day that the water fluid has moved to that location where the magnet was applied. The number of applications to be given to a damaged area depends on the size of the animal. Repeated sequences day to day may be necessary to draw the water fluid into a more fleshy area of the animal for circulation and organ removal. The procedure of moving water by negative energy has been used many years in mining and geological work to move water up or down and reacts in a dumb or slow manner. The negative water animal has an increase in both mental and physical ability to get busy to go on living with a more adaptable attitude. In our own personal experimentation, we would drink one-half an average glass of North pole magnetic water in the morning and sometimes in the midafternoon, which gives added encouragement to our system in accomplishing our work schedule.
- This experiment, as many of our other experiments, has been personally verified by other researchers. The differences in water content due to location seem to allow no different result. The North pole magnetic energy is the "go-getter" energy, and we call the South pole positive energy the "I don't .. care energy. Excessive use of negative magnetic energy will, over a period of time, the length of time individually dependent, make the living system physically weaker, although more mentally alert. Here again we see the importance of balancing natural energies, although our research is definite that an excess of negative energy is more beneficial than an excess of positive energy, which is a positive attitude on these natural energies. Negative energies protect, afford health, control emotions and the atmosphere and air we breathe. They are the system's own processes of internal healing. Negative energy takes you closer to your

natural being, while positive energy makes you more ego-minded, less concerned with the rights of others, peace, order, harmony, and, as a result, you are unhappy. Heat is disorder; cold is order. Heat and positive energy destroy the balance of health and welfare in elements and the biological system.

- According to the laws of Nature, when you are a negative energy thinker, you are a reasoning, thinking, sensible, understanding person. If you are a positive energy thinker, you are an unreasonable, inconsiderate, insensible person. Either we should make our distinctions clear between negative attitude-negative energy, and positive attitude-positive energy, or we should correct our writings and understandings totally with the use of negative and positive to conform with Nature's laws.

## Surface Tension of Water:

### EXAMPLE 1:

To demonstrate one effect of a North unipolar magnetic field on water, 500 ccs of common tap water at 65-75°F was placed in a glass beaker such that the water was exposed only to the energies of the North pole field. The measurable field at the beaker was adjusted to 1000 gauss. Conventional techniques were used to determine the surface tension, in dynes, of a control sample of the tap water before exposure. Following exposure for a specified period, the surface tension, in dynes, was again determined. This test was repeated for a number of water samples for different exposure periods. Table I sets forth the resulting surface tension, in dynes, above or below the measured control sample as a function of exposure time. Inasmuch as absolute values of surface tension will vary, depending upon variables such as geography and water source, it is only the difference in surface tension between exposed and unexposed water which is believed to be significant.

**TABLE I**  
**1000 GAUSS—NORTH POLE FIELD**

<i>Exposure Time Minutes</i>	<i>Surface Tension (dynes) Above (+) or Below (—) Control</i>
$\frac{1}{2}$	+0.5
1	+1.0
2	+1.5
3	+3.0
4	+4.0
5	+3.5
30	+3.6
60 (1 hour)	+3.6
600 (10 hours)	+3.6
1440 (24 hours)	+3.6

It is apparent from these tests that exposure of water to the North pole field of a magnet increases the surface tension of the water. Maximum effect of the North magnetic field appears to be attained in about three to four minutes. Increased exposure does not appear to increase the effect on the surface tension of water.

## EXAMPLE 2:

The tests of Example I were repeated except that plastic beakers were used and the polarity of the electromagnet was reversed to expose the samples to 1000 gauss of South unipolar field energies. The same surface tension determinations were made after each exposure and compared with the control sample. Table II sets forth the results.

**TABLE II**  
**1000 GAUSS—SOUTH POLE FIELD**

<i>Exposure Time Minutes</i>	<i>Surface Tension (dynes) Above (+) or Below (−) Control</i>
$\frac{1}{2}$	−0.4
1	−1.2
2	−1.7
3	−3.5
4	−4.0
5	−4.2
30	−3.7
60 (1 hour)	−4.3
600 (10 hours)	−4.0
1440 (24 hours)	−4.3

Exposure of water to South pole magnetic fields decreases surface tension. Maximum effect of the South magnetic field appears to be attained in about three to five minutes. Increased exposure time does not appear to significantly increase the effect on the surface tension of water.



Albert Roy Davis & Walter C. Rawls

# Patents

# Dr. Todd Rider (DRACO) - Viral Cures

Dr. Todd Rider (DRACO) - Viral Cures

# Rider Institute

[Todd Rider's DRACO Page](#)

# Nikola Tesla

# Philo Farnsworth

Stanley Meyer

Stanley Meyer

# United States Patents

Stanley Meyer

# European Patents