

# Magnetism and Its Effects on Living Systems

Full Book Link: [Magnetism And Its Effects On The Living System](#)

## **CHAPTER () THE MAGNETIC EXPOSURE OF SEEDS:**

- The seeds treated before planting responded as did the earthworms-larger plants as a result of the seeds' exposure to the S pole and smaller plants as a result of exposure to the N pole of a magnet. The control, untreated, seeds acted as a guide and reference as to the opposite effects that were the results of these experimental magnetic treated seeds' growth and development.
- Exposing the seeds to the magnetic fields of the S pole and the N pole from eight to ten hours, to 80 to 100 to 280 hours, gave a great range of effects. Shorter periods of exposure from one to four hours did not effect the changes as much as the longer time periods.
- Here we found the same reduction in strength and energy when the seeds were exposed to the N pole.
- In these experiments the seeds were placed in small envelopes, the exact size of the pole's diameter, with the seeds lying flat in the envelope. The envelope was taped on the end of that pole of the magnet, marked and so identified. The control envelopes were kept in another room, far removed from any possible effects of the magnet's energies.
- There was found to be marked differences when one group of seeds was treated for seven hours and another of the same kind of seeds for eight hours. Length of exposure is of the utmost importance in treating each type and kind of seeds. Radish seeds were selected for the first group of experiments, round, red types, as radishes germinate and produce a product quicker than other types of seeds that produce plant and vegetable products.
- At various stages of germination, growth and development, laboratory conditions as to atmospheric and other environmental controls were carefully watched to insure an accurate result that could be reproducible subject to certain planned and controlled experiments.
- Laboratory analysis revealed the following. When exposed to the S pole energies the seed plant development to the end product, vegetable, fruit, root plants such as sugar beets, and all others planted, checked, replanted and harvested many times indicated that the plants produced remarkable results from the positive energies exposure of the seeds. The S pole energies tended to show rise in temperatures. Oxygen was liberated at over normal amounts. Intake of carbon dioxide was increased. Acceptance of organic matter,

fertilizers, was increased and root products were greater. The length and size of roots were longer, having also a wide range in growth under the earth, and cycles where growth was speeded then slowed, unlike other untreated plants used as controls of the same types and kinds.

- The opposite results occurred when the N pole energies were used to treat the seeds. This presented stunted growth patterns, products less than normal in all activities in opposition to the effects of the S pole energies.
- Therefore, we have two types of energy-one that arrests life, growth and/or development, and one that increases life, growth and development.
- The S pole or positive energies effects on the seeds show there are advanced and quite noticeable cycles to the growth and development of the plants. On planting there is a rapid germination period, then a period of rest where no development is indicated. On checking the root development there is a marked rise in root production. The top or surface development of the plants slows, then speeds up in very remarkable advance stages, not at all like seeds not treated or during their alternate periods of cycles in their development. Here we find another change over the norm of plant growth and development.
- The outstanding fact in research of tomatoes indicates that we could produce a tomato with less acid which as a result could be eaten by the many people who cannot eat usual tomatoes due to their high acid content. This lower acid effect is not due to the lowering of the other vital chemical contents of the tomatoes but is a result of a genetic change of the biochemical development of the tomatoes themselves. The experiments mentioned above were again obtained with the use of the S pole positive electronic energies only.
- The S pole magnetic energies when used to radiate the tomato seeds produced tomatoes with even higher acid content than the untreated or control tomatoes. The use of the N pole to the tomato seeds prior to planting results in a less acid tomato. The resultant effects of the seeds in a number of cases reverse the effects one may expect as a result after radiation of either energies as to plant content, the biochemical constants.

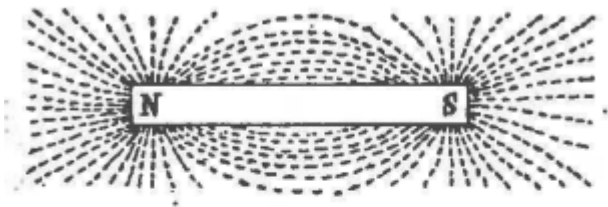
## **CHAPTER () TRUE NATURE OF MAGNETIC FIELDS:**

- The vortex (circles) of magnet energies travel in both directions, S to N and N to S.
- Therefore, no measurable amount of magnetism exists at the direct center of the magnet. This experiment will apply to all magnets in principle. In fact, the magnetic vortex (cables of circular energies) when leaving the S pole of the magnet travels to the center of the magnet and changes its degree of rotation by 180 degrees, then spinning in the opposite direction, continues on to reenter the magnet at the N pole. When the energy leaves the S pole of the magnet its vortex is spinning to the right. On reaching the center of the magnet the energy changes from positive to negative by a phase change of 180 degrees. Then, at this point, the vortex is spinning to the left. The left-hand spin is negative in energy to the right-hand spin which is positive. The lines of force are then divided into two different pole energies, north being negative in respect to the south being positive in

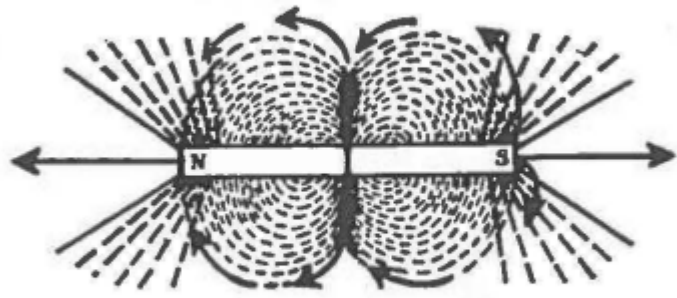
electrical biological and potential force effects."

- However, electromagnets differ greatly from the solid state magnets, metal magnets or composition magnets in that they have a different effect, as has been shown in many research applications using both types of the same power in gauss units of magnetic energy.

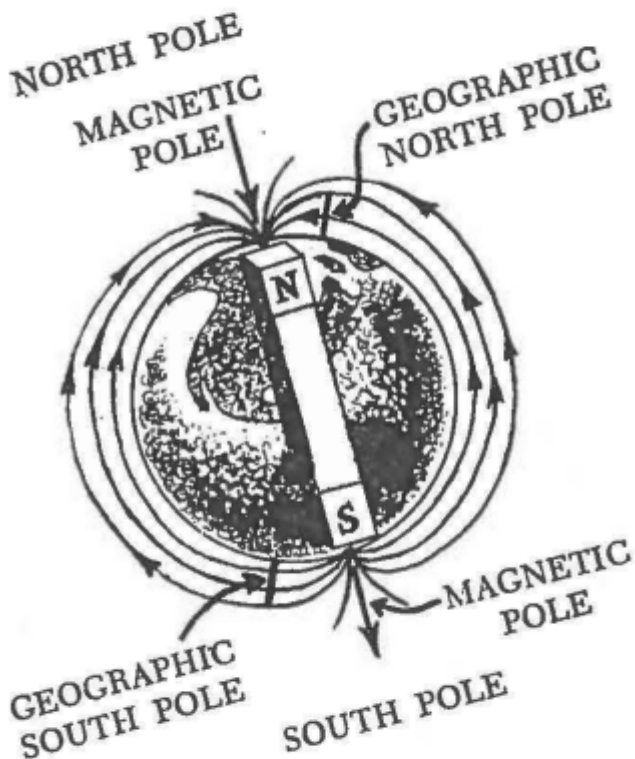
### —THE OLD CONCEPTS—



### —THE NEW CONCEPTS—

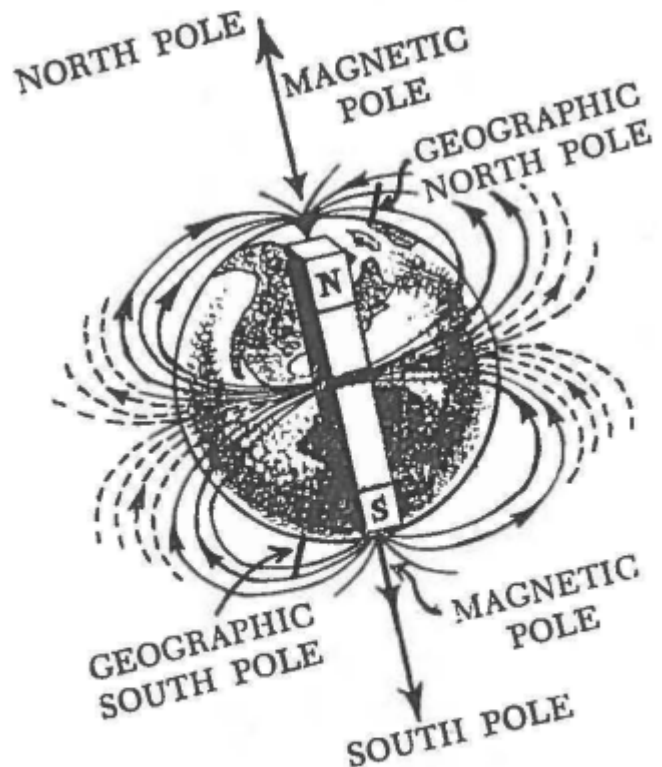


### —THE OLD—



The Old Concepts of the Laws of Magnetism

### —THE NEW—



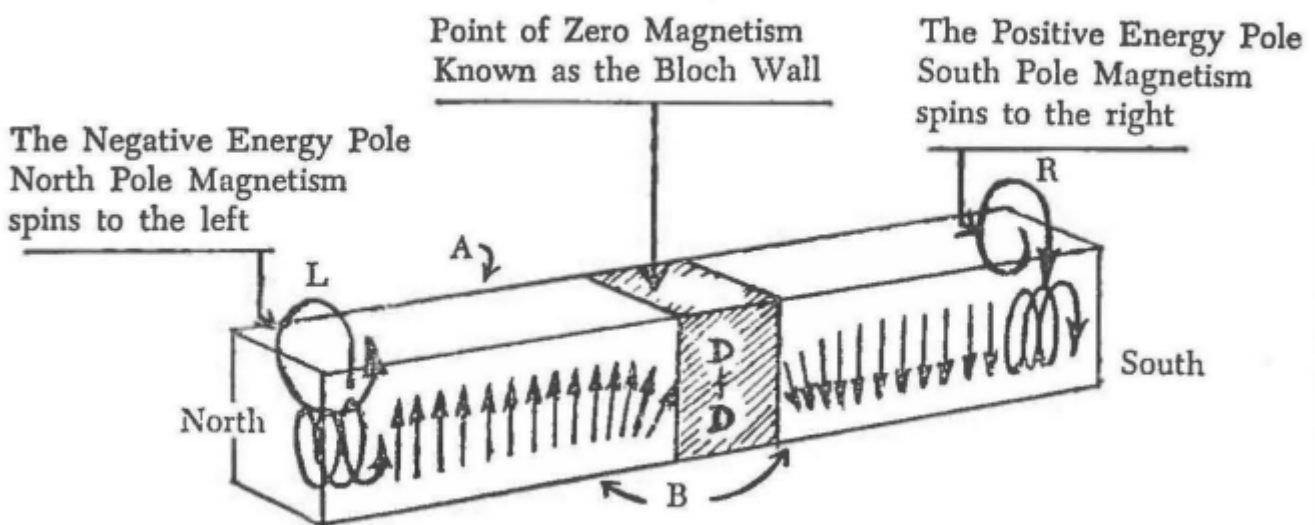
The New Concepts of the Laws of Magnetism

On page 22 (below picture) we present the updated concepts from our findings, initially made in 1936 as to the division of the two poles' energies, each separated one from the other and each having a different potential, value, in electronic magnetic currents. The south ( S ) pole

is positive in respect to the north ( N ) pole, which is negative. Referring to page 22 you will see that in the use of a straight

bar or long cylinder magnet, the two poles can be used each separated one from the other, and only the pole you wish to work with is then applied for exposure of any system you may wish to apply it to. The conventional horseshoe magnet is not suitable for use in the application of only the one pole's energies as the poles of the horseshoe magnet are too close together to allow isolation to the degree we can have, by the use of the straight type of magnet.

The drawing shows a bar magnet having the conventional two poles. In the direct center of the magnet is the Bloch Wall, or the point of division of the circling vortex (spin) of electronic magnetic energies. The small arrows shown on the bar magnet indicate the direction of the spin of each pole's energies. The center of the magnet shows the phase change of the spins.



The north pole or negative spin is counterclockwise, or to the left. The south pole or positive spin is clockwise, or to the right. With the use of a straight bar or cylinder magnet we may then have access to the two separate forms of energy for our application of just that energy form and/or type. The illustration and discussion on this page is an outline of our initial 1936 discovery.

## THE CABLE EFFECT:

- Another finding is actually seeing in part that energy that is transmitted from the poles of a magnet. It is possible to obtain photographic pictorial outlines that allow us to see the magnet's energies as they in turn affect the scanned 400 apx lines of electron sweep appearing on the internal face of a color dot cathode ray tube.
- Bringing one end of a magnet to and against the exterior glass surface acts to cause the energies from the magnet to displace the horizontal scan and vertical scan lines on the tube's surface.
- These cables are several thousandths of an inch in diameter at the very end of the magnet pole.
- The spin effect is also noticeable by a pull, an electronic vortex twist, that appears on the screen at the outside edge of each cable and/or the roster. The horizontal scanning lines that appear on the color dot cathode ray screen are pulled in the direction of the magnet's

energy electron spin. The N pole acts to present a left-hand spin in relation to the pole position and that of its directed position to the screen's surface. The S pole then acts on applications to the surface of the tube to present a righthand spin.

---

Revision #4

Created 23 August 2024 14:02:59 by Admin

Updated 23 August 2024 14:08:20 by Admin